



### Titan Aluminium

Tel. 01256 760070  
email [sales@titanaluminium.com](mailto:sales@titanaluminium.com)

### Company Details

# TITAN S1 LANTERN



|                        |  |                          |  |
|------------------------|--|--------------------------|--|
| <u>Company Name</u>    |  | <u>Delivery Address</u>  |  |
| <u>Company Address</u> |  | <u>Delivery Address</u>  |  |
| <u>Job Ref</u>         |  | <u>Quantity Required</u> |  |

### Roof Frame Colour

| Outside Face     | Inside Face      |
|------------------|------------------|
| 7016M Grey       | 7016M Grey       |
| 9005M Black      | 9005M Black      |
| 9910 Gloss White | 9910 Gloss White |
| Non Stock RAL    | Non Stock RAL    |

### Non Stock RAL Colour

| Outside Face | RAL Number | Paint Finish |
|--------------|------------|--------------|
|              |            |              |
| Inside Face  | RAL Number | Paint Finish |
|              |            |              |

### Glass Specification

#### External Pane 4mm TSG std

|                |  |
|----------------|--|
| Blue Active    |  |
| Neutral Active |  |
| CLEAR Active   |  |

#### Internal Pane 4mm TSG std





#### Own Glass Specification

External Pane

Internal pane

EXTERNAL Kerb Width

EXTERNAL Kerb Depth

| L               | W |   |                                      |
|-----------------|---|---|--------------------------------------|
| min 600 x 600   |   |  | Style 1 <input type="checkbox"/>     |
| max 2400 x 2400 |   |   |                                      |
| min 800 x 600   |   |  | Style 2 <input type="checkbox"/>     |
| max 3000 x 2400 |   |   |                                      |
| min 1200 x 600  |   |  | Style 3 <input type="checkbox"/>     |
| max 4000 x 2400 |   |   |                                      |
| min 2400 x 600  |   |  | Style 4 <input type="checkbox"/>     |
| max 6000 x 2400 |   |   |                                      |
|                 |   |   | Other Style <input type="checkbox"/> |

Typical Kerb Detail

